

---

# Firefighting System Upgrade

## REQUEST FOR PROPOSAL

21 May 2018

RFP18-004-Facilities-Firefighting System Upgrade

---

Procurement Section  
009714336110  
[Procurement@biosaline.org.ae](mailto:Procurement@biosaline.org.ae)

---

## I. GENERAL INFORMATION

### 1. Purpose

The purpose of this RFP is to invite qualified, experienced and reputable specialized companies to provide us with full major maintenance for our firefighting system in compliance with Dubai Civil Defense for the International Center for Biosaline Agriculture (ICBA).

### 2. Instruction to Bidders

Bidders are requested to read the bidding documents carefully to be able to submit a responsive proposal. In submitting the proposal, bidders must respect all instructions, forms and specifications contained in this bidding document. Failure to submit a proposal containing all the required information and documentation within the deadline specified may lead to the rejection of the proposal.

### 3. Deadlines

Deadline for requesting clarifications, meeting, site visit...	June 20, 2018
Deadline for submission of proposals	June 25, 2018

### 4. Submission of Proposals

Proposals must be submitted in sealed envelopes at ICBA reception or electronically through ICBA procurement website: <http://procurement.biosaline.org/>

### 5. Proposal Contents

Proposal responses should include the following:

- The Bidder company valid trade license (or equivalent)
- 3 Client references
- Company Brochure or Website URL
- ISO certifications if any

### 6. Validity of Proposal

Proposals must remain valid and open for the acceptance of ICBA for 120 days from the RFP closing date. Proposals specifying a shorter acceptance period may be considered as non- responsive proposals.

### 7. Incomplete and Late Offers

Incomplete and late proposals will not be accepted. It is the bidder's responsibility to ensure that the proposal is submitted complete, on time and in accordance with the RFP terms and conditions.

## 8. Inquiries

Bidders may submit questions in writing through e-mail to the following address and before the deadline stated in the deadlines table:

Contact name : Ms. Imane Boujidane  
Senior Procurement Executive

Tel. no. : 009714 3361155- Ext. 201

Email : [Procurement@biosaline.org.ae](mailto:Procurement@biosaline.org.ae)

Any clarification issued by ICBA will be communicated in writing to all the bidders before date stated in the table above. No further clarifications will be given after the stated date.

Note: Any clarification issued by ICBA will be communicated in writing to all the bidders & will be published on ICBA- Procurement website: [www.procurement.biosaline.org](http://www.procurement.biosaline.org)

Any prospective bidders seeking to arrange individual meetings with ICBA or any of its employees concerning this contract during the bidding period may be excluded from the bidding process.

## 9. Alteration of Proposals

Bidders may alter their proposals by written notification prior to the deadline for submission of proposals stated in this RFP. No proposals may be altered after this deadline.

## 10. Eligible Bidder

Bidders considered eligible to submit proposals are defined as follows:

- Entity /organization that is legally registered to do business in UAE and can provide a valid certificate of legal registration/ trade registration license.
- Entity /organization approved by Dubai Civil Defense
- Bidder must Have the technical and financial capacity to perform this Contract successfully.

## 11. Costs for preparing proposals

Under no circumstances will, ICBA, be liable for any costs incurred in connection to the preparation and submission of proposals even if ICBA decides to reject all the proposals or cancel the bid.

## 12. Clarification

During the evaluation process, ICBA may request additional information and meetings from bidders if it is necessary for further clarifications regarding the submitted proposal.

## 13. Evaluation of proposals

Each Proposal will first be examined to determine compliance with requirements identified in this RFP:

- Company Trade license (or equivalent)
- Company Clients' References
- Company profile

Only compliant proposals will pass to the technical and financial evaluation.

The proposals will be evaluated against the criteria below:

Range		Criteria	Weight
Non-Price	50%	Company expertise, clients' reference, presence if the market	20%
		Offer complies with the scope required (equipment brand, maintenance, SLA...)	30%
Price	50%	Price	50%

#### 14. Amendments

During the proposal submission period, if ICBA decides to modify/ change any requirement/s of the RFP, the modification/s shall be released through the issuance of an amendment to the RFP. Any amendment will be issued in writing and will be sent to all bidders.

#### 15. Confidentiality

The entire evaluation procedure is confidential, and all proposals are for official use only and may be communicated neither to the bidders nor to any party other than ICBA.

#### 16. Bid Cancellation

ICBA has the right at any stage in the bidding process to cancel the whole bid without the need to give a justified reason to any of the bidders. Bidders will be notified in writing of the cancellation.

#### 17. Discussion/Negotiation

ICBA may initiate discussions should clarification or negotiation be necessary. Bidders should be prepared to provide qualified personnel to discuss technical and contractual aspects of the proposal.

#### 18. Award Letter & Contract

ICBA reserves the option of contracting only for a portion of the specified project scope or of not awarding a contract to any bidder. Final approval to enter into a contract, the contract form and the scope of services to be provided pursuant to the contract, rests with ICBA. A contract may be awarded to more than one bidder based on the quality of the proposals and ICBA's needs. Please note that an award letter is not a contract and can be withdrawn at ICBA sole discretion.

Bidder's Failure to accept the award at the time of receiving notification from the bidder will give ICBA the right to award the contract to the next bidder.



## 19. Bidder Responsibility

It is the responsibility of each bidder before submitting a proposal:

- To examine thoroughly the contract documents and other related data identified in the proposal documents.
- To consider federal and local laws and regulations that may affect costs, progress, performance or furnishing of the service.
- To promptly notify the Procurement Section of all conflicts, errors, ambiguities, or discrepancies in or between the contract documents and such other related documents.

## 20. Governing Law and Language

This Bid is subject to and shall be construed according to the applicable laws and regulations of the United Arab Emirates. The bid documents and all notices pursuant to the provisions thereof shall be in English (except for UAE government companies).

## II. SCOPE OF SERVICES

Contractor shall provide ICBA with:

- 1- S full inspection of ICBA firefighting system.
- 2- A thorough technical report required repairs, services, maintenance and upgrade.
- 3- List of material and equipment to purchase to maintain and upgrade the current system. An indicative list is provided in Annex A based on our periodic preventive maintenance of Q1 of our firefighting system.



## Annex A

### Proposed Material List

SN	Item Description	UOM	Qty.	Remarks
1	Two Loop Control Panels, UL/FM Approved, Model: SR-P2LR - Shield with Loop Extension Card, SMS alarm System	EACH	1	
2	Repeater Panel. UL Listed, Shield	PCS	1	
3	Addressable Photo-Electric Smoke Detector, UL/FM Approved, Shield	PCS	76	
4	Addressable Heat Detector, UL/FM Approved, Shield	PCS	5	
5	Addressable Dual Action Manual Pull Station, UL Listed, Shield with Back Box	PCS	19	
6	Addressable Open Area Sounder, Red, UL Listed, Shield	PCS	18	
7	Addressable Switch Monitor Input/Output Module, UL Listed, Shield	PCS	10	
8	Addressable Dual Priority Switch Monitor Module, UL Listed, Shield	PCS	8	
9	Self-Contained Emergency Light 1 x 8W, IP65, CE Approved - Megalith	PCS	32	
10	Emergency Luminaire, 1 x 8W Surface Mounted, Maintained with self-Adhesive Exit Legend, IP-65	PCS	15	
11	Emergency Exit Light, Pescara 1 x 8W Maintained, 3 x 1.5 Ah, 3 Hrs - Megalith (Hanging Type)	PCS	4	
12	Supply, Installation, Cabling with Testing & Commissioning Including PVC Conduits and Fitting Charges (if it is required)	LOT	1	Map and drawing in annex B. it is preferable if the bidder check the infrastructure in its site visit and estimate the required cables quantity. to be changed to perform these services.
13	Hose for 4.5 Kg Dry Powder Fire Extinguisher	EACH	1	
14	Hose with Horn for 4.5 Kg Co2 Fire Extinguisher	EACH	4	
15	Pressure Tank 60/100 Liter (For Extinguisher)	EACH	1	

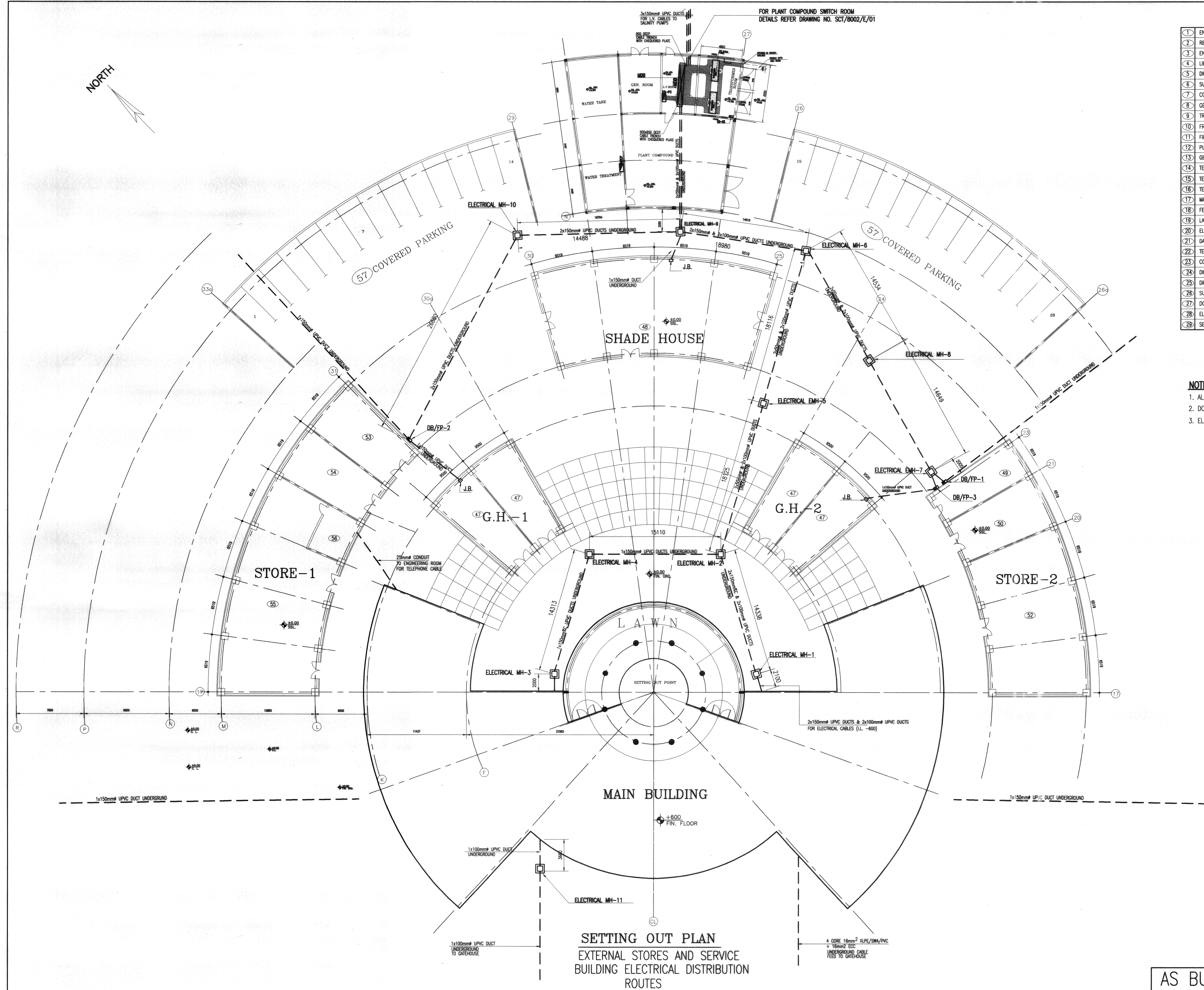
16	220V AC Indicator Lamp for Fire Pump Controller - Green (For Replacement)	EACH	2	
17	Drum only for Fire Hose Reel	EACH	2	
18	All Fittings & Accessories for Fire Hose Reel	EACH	1	
19	All Required Fittings & Accessories for Modification of Fire Pump Room Pipe Network	EACH	1	
20	Supply, Installation, Testing & Commissioning of FM-200 Fire Suppression System - 375 LBS, HFC-227ea Agent Cylinder, UL Listed/FM Approved - FIKE (LV Room: Volume: 240 Cub. Mtr. Area:48, Ht:5.00	LOT	1	It is preferable if the bidder take the measurements during the site visit.
21	Supply, Installation, Testing & Commissioning of 50 GPM @ 9 BAR Horizontal End Suction (Electric + Diesel) Pump Set, UL Listed.	LOT	1	
22	Refilling of Portable Co2 Extinguisher capacity 5kg	EACH	1	
23	Refilling of Dry Powder Ext. Capacity 4.5kg	EACH	2	
24	Hydrotesting & Refilling of Dry Powder Ext Capacity 4.5kg	EACH	12	
25	Hydrotesting & Refilling of Dry Powder Ext Capacity 04kg	EACH	2	
26	Hydrotesting & Refilling of Portable Foam Extinguisher capacity 9 letter	EACH	15	
27	Hydrotesting & Refilling of Dry Powder Ext Capacity 25kg Mobile	EACH	1	
28	Hydrotesting & Refilling of Portable Co2 Extinguisher capacity 5kg	EACH	13	
29	Hydrotesting & Refilling of Portable Co2 Extinguisher capacity 5lbs	EACH	1	



## **Annex B**

# External Store & Service Building Electrical Distribution Routs





# LAYOUT INDEX

1	ENTRANCE	30	PRAYER ROOM
2	RECEPTION	31	MALE W.C.
3	ENTRANCE LOBBY	32	FEMALE W.C.
4	LIBRARY	33	VISITORS (2)
5	DIRECTOR OF TECHNICAL PROGRAM	34	SUPPORT STAFF (4)
6	SUPPORT STAFF (4)	35	DIRECTOR OF ADMIN. & FINANCE
7	COMPUTER NET WORKING LEADER	36	HALOPHYTES LEADER
8	GENETIC RESOURCES LEADER	37	IRRIGATION LEADER
9	TRAINING LEADER	38	SALINITY LEADER
10	FRUIT & VEGETABLE LEADER	39	HYDROLOGY LEADER
11	FIELD & FORAGE LEADER	40	SOIL LAB (DIRTY)
12	PLANT LAB	41	SOIL LAB (CLEAN)
13	GENERAL LAB	42	TECHNICIAN (2)
14	TECHNICIANS (2)	43	TECHNICIAN (2)
15	TECHNICIANS (2)	44	TECHNICIAN (2)
16	TECHNICIANS (2)	45	TECHNICIAN (2)
17	MALE W.C.	46	TERRACE
18	FEMALE W.C.	47	GREEN HOUSE
19	LAB STORE	48	SHADE HOUSE
20	ELECTRICAL ROOM	49	DRYING ROOM
21	DATA STORE/HERBARIUM	50	MEDIUM TERM SEED STORE
22	TEA DISCUSSION ROOM	51	LONG TERM SEED STORE
23	CONFERENCE ROOM	52	SHORT TERM SEED STORE
24	DIRECTOR GENERAL	53	SEED THRESHING SHED
25	DIRECTOR GENERAL SUPPORT	54	POTTING/MEDIA MIXING SHED
26	SUPPORT STAFF	55	FIELD MACHINERY STORE
27	DONOR RELATION LEADER	56	ENGINEERING ROOM
28	ELECTRICAL ROOM	57	COVERED PARKING
29	SERVICE KITCHENETTE	58	M & E SERVICE COMPOUND
		59	DIRECTOR GENERAL'S TOILET

## NOTES:

1. ALL DIMENSIONS ARE IN MM, UNLESS OTHERWISE NOTED.
2. DO NOT SCALE THE DRAWING.
3. ELECTRICAL MANHOLE SIZES AS AGREED.

F	21/4/99	DM	REVISED AS BUILT
E	28/1/99	DM	REVISED AS BUILT
D	13-9-98	DM	LAYOUT INDEX REVISE AS PER ARCHITECTURAL LAYOUT
C	17-8-98	DM	REVISED AS PER CONSULTANT'S COMMENT
B	25-7-98	DM	LV ROOM & TRANSF. ROOM REVISED AS PER DEWA REQUIREMENTS
A	20-7-98	DM	REVISED
REV	DATE	DRAWN	DESCRIPTION
PROJECT			
BIOSALINE AGRICULTURE CENTRE			
CLIENT:			
SAGRIC INTERNATIONAL PVT. LTD.			
MAIN CONTRACTOR			
HIGGS & HILL LLC			
P.O. BOX 23360 DUBAI U.A.E.		TEL DXB: 338833 FAX BXB: 338979	
ARCHITECT & CONSULTANT			
JOHN R HARRIS & PARTNERS			
DESIGN AND PLANNING CONSULTANT-ARCHITECT			
P.O. BOX 2825 DUBAI U.A.E.		TEL DXB: 314482 FAX BXB: 314484	
CONTRACTOR			
SCIENTECHNIC			
ELECTRO MECHANICAL CONTRACTS DIVISION			
P.O.BOX:-325 DUBAI, U.A.E.		Tel : DXB:-666000 Fax: DXB:-666176	
DRAWING TITLE			
EXTERNAL STORES AND SERVICE BUILDING ELECTRICAL DISTRIBUTION ROUTES			
DRAWN	CHECKED	SCALE	DATE
DM	UDAY	1:200	2/6/98
LAST ISSUE DATE			COMP. REFERENCE
21/4/99			8002-B0\ELECT\SP-1-E
DRAWING NO.			REVISION
SCT/8002/E/02			F

AS BUILT  
DATE :- 21/4/99



## External Stores & Service Building Fire Alarm Layout





## LAYOUT INDEX

1	ENTRANCE	30	PRAYER ROOM
2	RECEPTION	31	MALE W.C.
3	ENTRANCE LOBBY	32	FEMALE W.C.
4	LIBRARY	33	VISITORS (2)
5	DIRECTOR OF TECHNICAL PROGRAM	34	SUPPORT STAFF (4)
6	SUPPORT STAFF (4)	35	DIRECTOR OF ADMIN. AND FINANCE
7	COMPUTER NET WORKING LEADER	36	HALOPHYTES LEADER
8	GENETIC RESOURCES LEADER	37	IRRIGATION LEADER
9	TRAINING LEADER	38	SAINITY LEADER
10	FRUIT & VEGETABLE LEADER	39	HYDROLOGY LEADER
11	FIELD & FORAGE LEADER	40	SOIL LAB (DIRTY)
12	PLANT LAB	41	SOIL LAB (CLEAN)
13	GENERAL LAB	42	TECHNICIAN (2)
14	TECHNICIANS (2)	43	TECHNICIAN (2)
15	TECHNICIANS (2)	44	TECHNICIAN (2)
16	TECHNICIANS (2)	45	TECHNICIAN (2)
17	MALE W.C.	46	TERRACE
18	FEMALE W.C.	47	GREEN HOUSES
19	LAB STORE	48	SHADE HOUSE
20	ELECTRICAL ROOM	49	DRYING ROOM
21	DATA STORE/HERBARIUM	50	MEDIUM TERM SEED STORE
22	TEA DISCUSSION ROOM	51	LONG TERM SEED STORE
23	CONFERENCE ROOM	52	SHORT TERM SEED STORE
24	DIRECTOR GENERAL	53	SEED THRESHING SHED
25	DIRECTOR GENERAL SUPPORT	54	POTTING/MEDIA MIXING SHED
26	SUPPORT STAFF	55	FIELD MACHINERY STORE
27	DONOR RELATION LEADER	56	ENGINEERING ROOM
28	ELECTRICAL ROOM	57	COVERED PARKING
29	SERVICE KITCHENETTE	58	M & E SERVICE COMPOUND
		59	DIRECTOR GENERAL'S TOILET

## NOTES:

- ALL DIMENSIONS ARE IN MM, UNLESS OTHERWISE NOTED.
- DO NOT SCALE THE DRAWING.
- FIRE ALARM SYSTEM - FULLY ANALOGUE ADDRESSABLE.
- FIRE RESISTANT CABLE OUTER SHEATH COLOUR IS RED.  
(MAKE : LIFE LINE AS PER BS STANDARD).
- FOR FIRE ALARM SCHEMATIC REFER DRAWING NO. SCT/8002/E/12/3.

C	24/4/99	DM	REVISED AS BUILT
B	28/1/99	DM	REVISED AS BUILT
A	14-9-98	DM	REVISED AS PER CONSULTANT'S COMMENTS DATED 28-8-98
0	02-8-98	VISAL	FOR APPROVAL
REV	DATE	DRAWN	DESCRIPTION

PROJECT

BIOSALINE  
AGRICULTURE CENTRE

CLIENT:

SAGRIC INTERNATIONAL  
PVT. LTD.

MAIN CONTRACTOR

HIGGS &amp; HILL LLC

P.O. BOX 23360 DUBAI U.A.E. TEL DXB: 338833  
FAX BXB :338979

ARCHITECT &amp; CONSULTANT

JOHN R HARRIS &amp; PARTNERS

DESIGN AND PLANNING CONSULTANT-ARCHITECTS  
P.O. BOX 2825 DUBAI U.A.E. TEL DXB: 314482  
FAX BXB :314484

CONTRACTOR

SCIENTECHNIC  
ELECTRO MECHANICAL CONTRACTS DIVISIONP.O. BOX -325 DUBAI, U.A.E. Tel : DXB.-666090  
Fax: DXB.-666176

FIRE ALARM SUPPLIER

THORN  
SECURITY  
P.O. BOX 33063, DUBAI, U.A.E.  
TEL: 04-497719, FAX: 04-498609

DRAWING TITLE

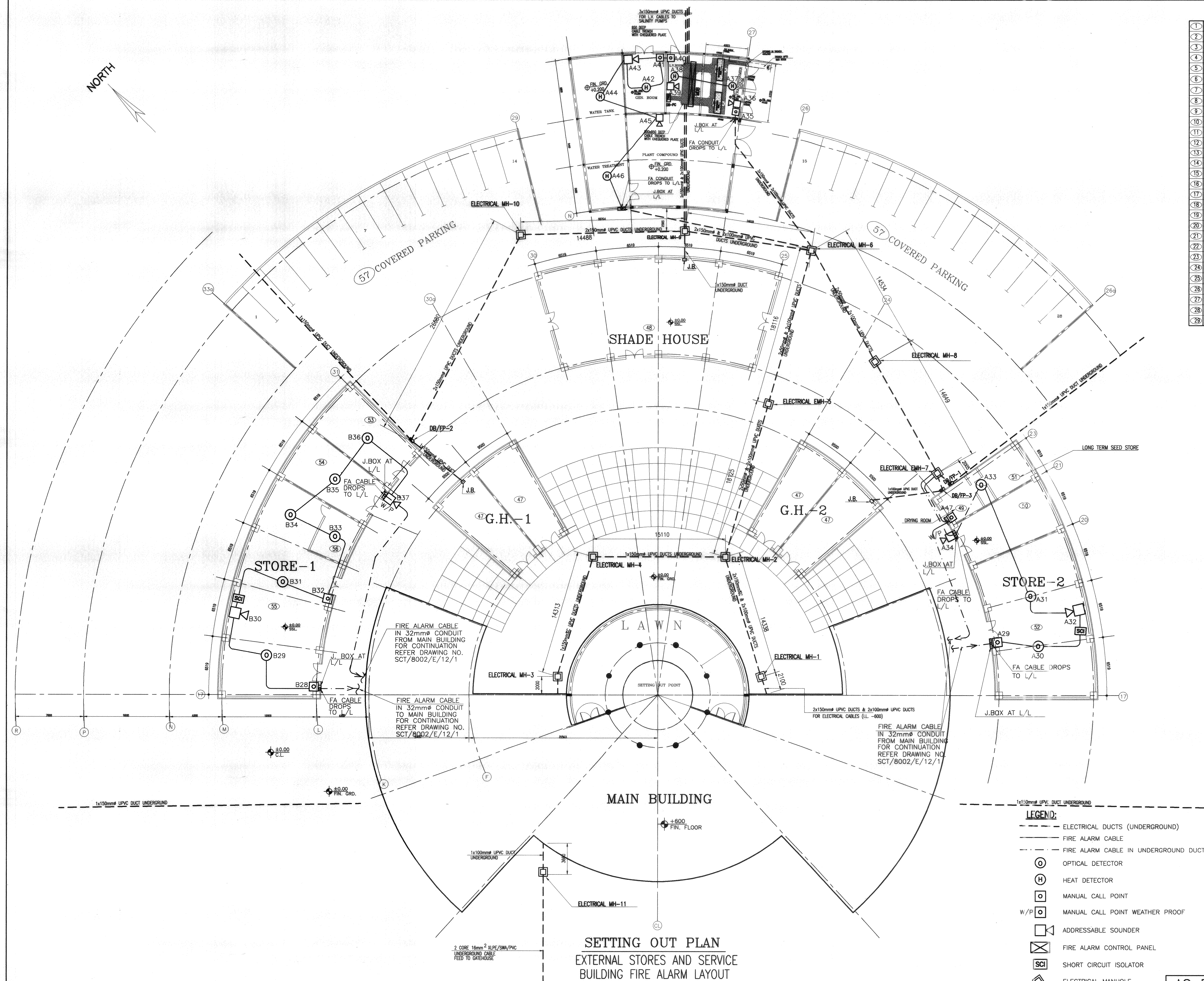
EXTERNAL STORES AND SERVICE  
BUILDING FIRE ALARM LAYOUT

DRAWN	CHECKED	SCALE	DATE	COMP. REFERENCE
VISAL	PHILIP	1:200	2/8/98	8002-BIO/ ELECT/SPL-FA

AS BUILT  
DATE :- 24/4/99

LAST ISSUE DATE	DRAWING NO.	REVISION
24/4/99	SCT/8002/E/12/2	C

8002-BIO/ELECT/SPL-FA (A1-200)





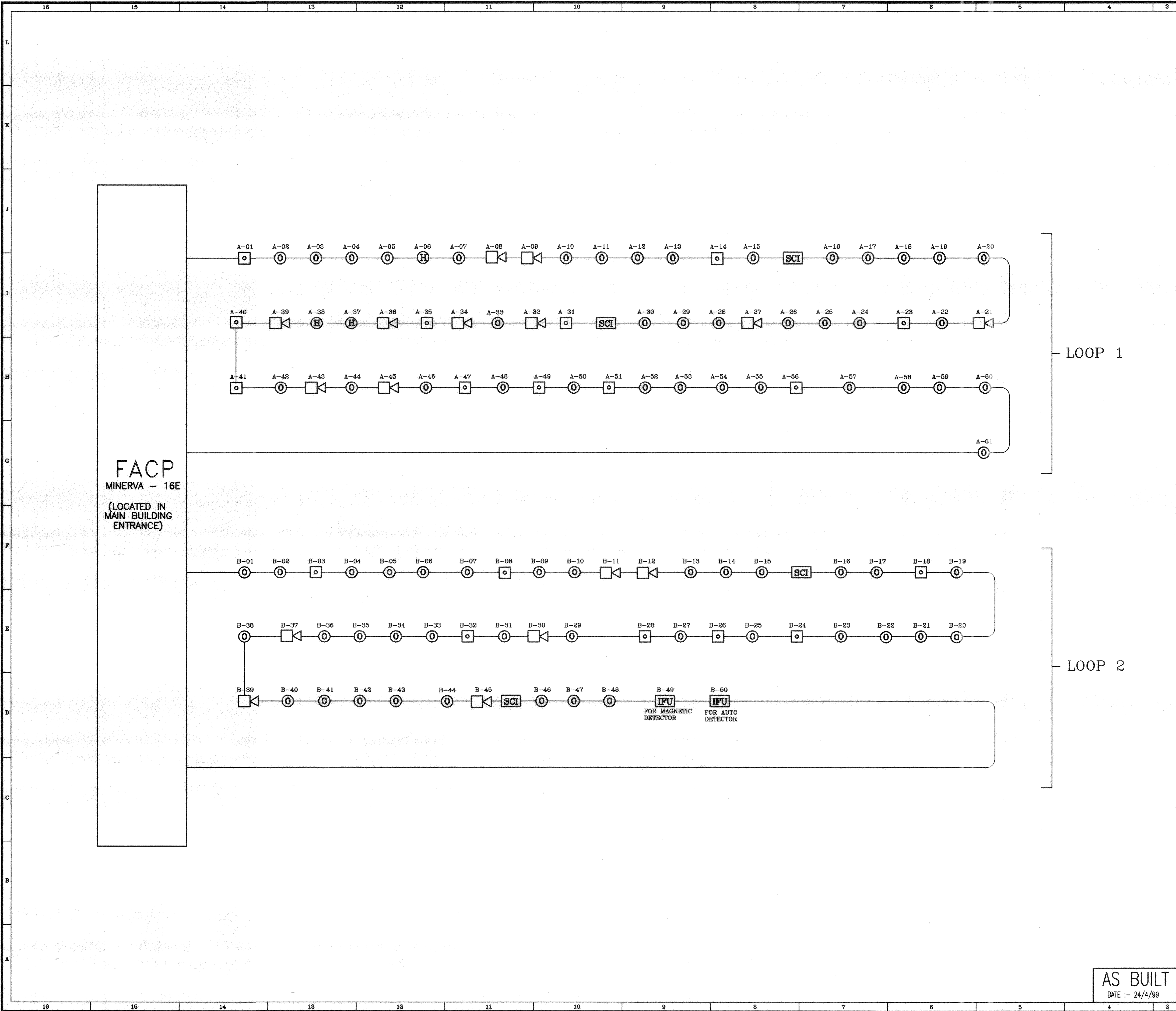
## Fire alarm drawing







## Fire Alarm Schematic



FACP  
MINERVA - 16E  
(LOCATED IN  
MAIN BUILDING  
ENTRANCE)

LOOP 1

LOOP 2

Legend

- ⊙ OPTICAL DETECTOR
- ⊙ HEAT DETECTOR
- ⊙ MANUAL CALL POINT
- W/P ⊙ MANUAL CALL POINT WEATHER PROOF
- ⊙ ADDRESSABLE SOUNDER
- SCI SHORT CIRCUIT ISOLATOR
- FACP FIRE ALARM CONTROL PANEL

C	24/4/99	DM	UDAY	REVISED AS BUILT
B	28/1/99	DM	UDAY	REVISED AS BUILT
A	15/9/96	DM	UDAY	REVISED AS PER CONSULTANT'S COMMENTS DATED 30-8-96
0	15.6.96	VISAL	PHILIP	FOR APPROVAL
Rev.	Date	By	Chk'd	Description

Client  
SAGRIC INTERNATIONAL  
PVT. LTD.

ARCHITECT & CONSULTANT  
**JOHN R HARRIS & PARTNERS**  
DESIGN AND PLANNING CONSULTANT-ARCHITECTS  
P.O. BOX 2825 TEL DXB: 314482  
DUBAI U.A.E. FAX BXB :314484

MAIN CONTRACTOR  
**HIGGS & HILL LLC**  
P.O. BOX 23360 TEL DXB: 338833  
DUBAI U.A.E. FAX BXB :338979

CONTRACTOR  
**SCIENTECHNIC**  
ELECTRO MECHANICAL CONTRACTS DIVISION  
P.O. BOX: -325 Tel : DXB.-666000  
DUBAI, U.A.E. Fax: DXB.-666176

FIRE ALARM SUPPLIER  
**THORN SECURITY**  
P.O. BOX 33063, DUBAI, U.A.E.  
TEL: 04-497719, FAX: 04-499609

PROJECT  
BIOSALINE AGRICULTURE CENTRE

Title  
FIRE ALARM SCHEMATIC

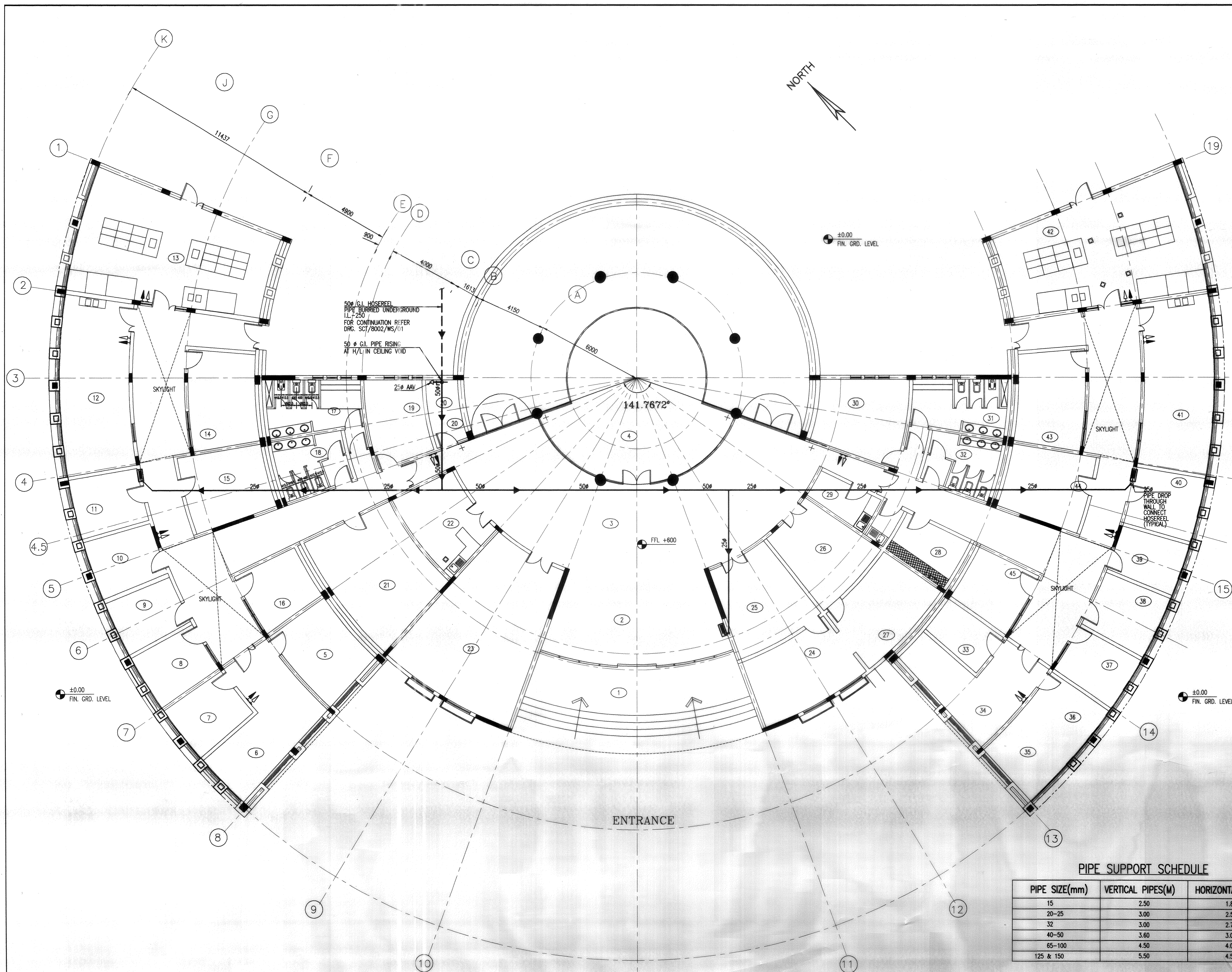
AS BUILT  
DATE :- 24/4/99

SCALE:	NTS	DATE	15.07.98
DRAWN	VISAL	CHECKED	PHILIP
LAST	DRAWING No.	APPD.	
ISSUE DATE	24/4/99	1 OF 1	C A1
	SHT NO.	REV NO.	SIZE



## Ground Floor Plan Ancillary Building Fire Fighting





LAYOUT INDEX			
1	ENTRANCE	26	DIRECTOR GENERAL
2	RECEPTION	27	DIRECTOR GENERAL SUPPORT
3	ENTRANCE LOBBY	28	SUPPORT STAFF
4	LIBRARY	29	DONOR RELATION LEADER
5	DIRECTOR OF TECHNICAL PROGRAM	30	ELECTRICAL ROOM
6	SUPPORT STAFF (4)	31	SERVICE KITCHENETTE
7	COMPUTER NET WORKING LEADER	32	PRAYER ROOM
8	GENETIC RESOURCES LEADER	33	MALE W.C.
9	TRAINING LEADER	34	FEMALE W.C.
10	FRUIT & VEGETABLE LEADER	35	VISITORS (2)
11	FIELD & FORAGE LEADER	36	SUPPORT STAFF (4)
12	PLANT LAB	37	DIRECTOR OF DAMIN. & FINANCE
13	GENERAL LAB	38	HALOPHYTES LEADER
14	TECHNICIANS (2)	39	IRRIGATION LEADER
15	TECHNICIANS (2)	40	SALINITY LEADER
16	TECHNICIANS (2)	41	HYDROLOGY LEADER
17	MALE W.C.	42	SOIL LAB (DIRTY)
18	FEMALE W.C.	43	SOIL LAB (CLEAN)
19	LAB STORE	44	TECHNICIAN (2)
20	ELECTRICAL ROOM	45	TECHNICIAN (2)
21	DATA STORE/HERBARIUM	46	TERRACE
22	TEA DISCUSSION ROOM	47	DIRECTOR GENERAL'S TOILET
23	CONFERENCE ROOM		

#### LEGEND

- FIRE HOSE CABINET SURFACE MOUNTED WITH 30Mtrs. LONG HOSE REEL AUTOMATIC
- CO2 FIRE EXTINGUISHER 10 LBS
- 9 LITRE DRY FOAM EXTINGUISHER
- G.I. PIPE (EXPOSED/CEILING VOID)
- G.I. PIPE (UNDERGROUND)

#### PIPE SUPPORT SCHEDULE

PIPE SIZE(mm)	VERTICAL PIPES(M)	HORIZONTAL PIPE(M)
15	2.50	1.80
20-25	3.00	2.50
32	3.00	2.70
40-50	3.60	3.00
65-100	4.50	4.00
125 & 150	5.50	4.50

### GROUND FLOOR PLAN ANCILLARY BUILDING - FIREFIGHTING LAYOUT

A	31/1/99	PK	AS BUILT
REV	DATE	DRAWN	DESCRIPTION
PROJECT			
BIOSALINE AGRICULTURE CENTRE			
CLIENT:			
SAGRIC INTERNATIONAL PVT. LTD.			
MAIN CONTRACTOR			
HIGGS & HILL LLC			
P.O. BOX 23360 DUBAI U.A.E.		TEL DXB: 338833 FAX BXB: 338979	
ARCHITECT & CONSULTANT			
JOHN R HARRIS & PARTNERS			
DESIGN AND PLANNING CONSULTANT-ARCHITECTS			
P.O. BOX 2825 DUBAI U.A.E.		TEL DXB: 314482 FAX BXB: 314484	
CONTRACTOR			
SCIENTECHNIC			
ELECTRO MECHANICAL CONTRACTS DIVISION			
P.O. BOX: 325 DUBAI, U.A.E.		Tel : DXB: 666000 Fax: DXB: 666176	
DRAWING TITLE			
GROUND FLOOR PLAN ANCILLARY BUILDING FIRE FIGHTING LAYOUT			
DRAWN	CHECKED	SCALE	DATE
PK	DW	1:100	13/5/98
LATEST ISSUE DATE	DRAWING NO.		COMP REFERENCE
31/1/99	SCT/8002/FF/01		REVISION A

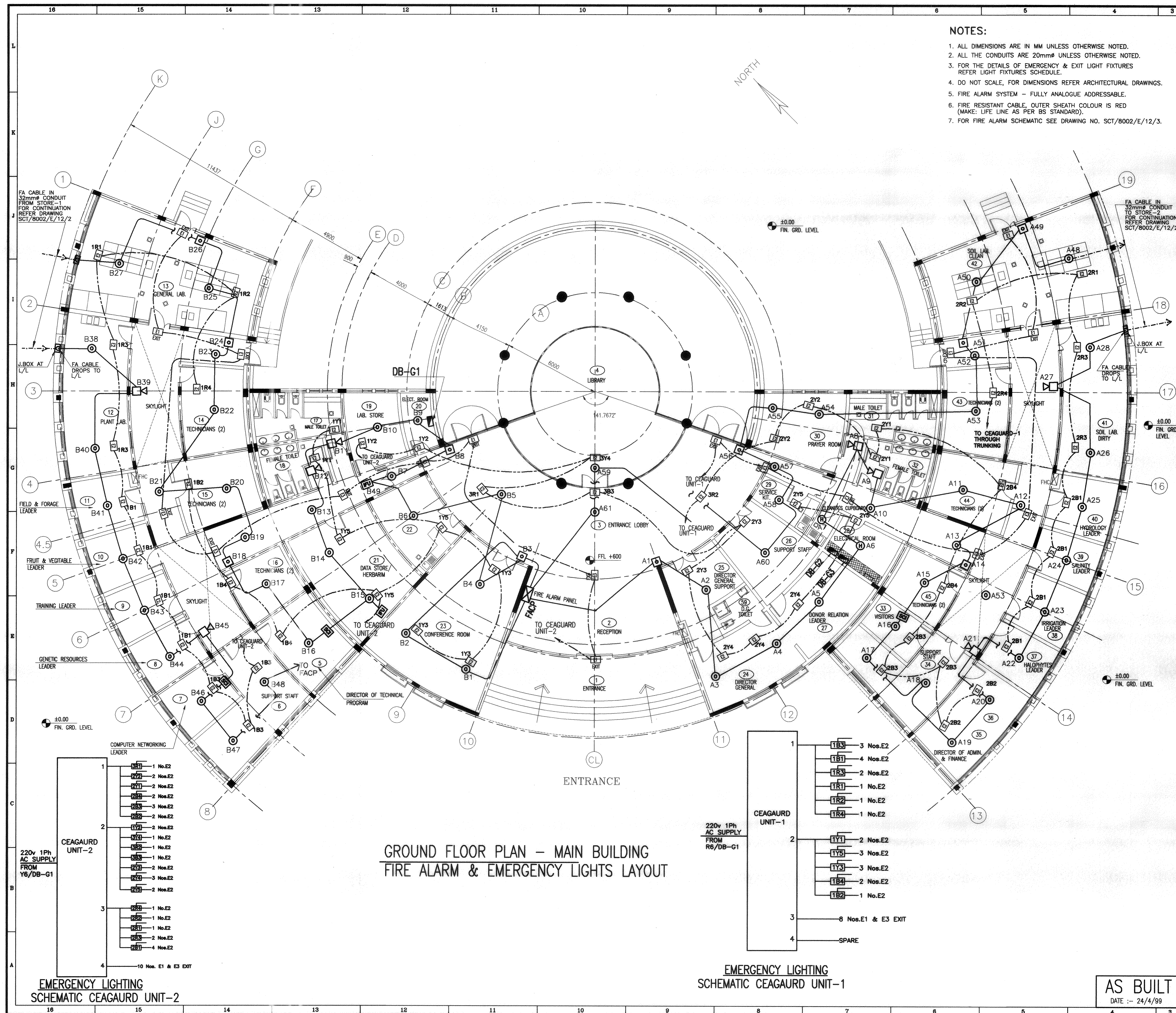
AS BUILT  
DATE: 31/1/99





## Ground Floor Plan Main Building Fire Alarm & Emergency Light Layout





- NOTES:
1. ALL DIMENSIONS ARE IN MM UNLESS OTHERWISE NOTED.
  2. ALL THE CONDUITS ARE 20mmØ UNLESS OTHERWISE NOTED.
  3. FOR THE DETAILS OF EMERGENCY & EXIT LIGHT FIXTURES REFER LIGHT FIXTURES SCHEDULE.
  4. DO NOT SCALE, FOR DIMENSIONS REFER ARCHITECTURAL DRAWINGS.
  5. FIRE ALARM SYSTEM - FULLY ANALOGUE ADDRESSABLE.
  6. FIRE RESISTANT CABLE, OUTER SHEATH COLOUR IS RED (MAKE: LIFE LINE AS PER BS STANDARD).
  7. FOR FIRE ALARM SCHEMATIC SEE DRAWING NO. SCT/8002/E/12/3.

Layout Index	
1	ENTRANCE
2	RECEPTION
3	ENTRANCE LOBBY
4	LIBRARY
5	DIRECTOR OF TECHNICAL PROGRAM
6	SUPPORT STAFF (4)
7	COMPUTER NET WORKING LEADER
8	GENETIC RESOURCES LEADER
9	TRAINING LEADER
10	FRUIT & VEGETABLE LEADER
11	FIELD & FORAGE LEADER
12	PLANT LAB
13	GENERAL LAB
14	TECHNICIANS (2)
15	TECHNICIANS (2)
16	TECHNICIANS (2)
17	MALE W.C.
18	FEMALE W.C.
19	LAB STORE
20	ELECTRICAL ROOM
21	DATA STORE/HERBARIUM
22	TEA DISCUSSION ROOM
23	CONFERENCE ROOM
24	DIRECTOR GENERAL
25	DIRECTOR GENERAL SUPPORT
26	SUPPORT STAFF
27	DONOR RELATION LEADER
28	ELECTRICAL ROOM
29	SERVICE KITCHENETTE
30	PRAYER ROOM
31	MALE W.C.
32	FEMALE W.C.
33	VISITORS (2)
34	SUPPORT STAFF (4)
35	DIRECTOR OF ADMIN. & FINANCE
36	HALOPHYTES LEADER
37	IRRIGATION LEADER
38	SALINITY LEADER
39	HYDROLOGY LEADER
40	SOIL LAB (DIRTY)
41	SOIL LAB (CLEAN)
42	TECHNICIAN (2)
43	TECHNICIAN (2)
44	TECHNICIAN (2)
45	TERACE
46	DIRECTOR GENERAL'S TOILET

Legend	
---	CONDUIT IN UPPER SLAB FOR FIRE ALARM CABLE
---	CONDUIT UNDERGROUND FOR FIRE ALARM CABLE
---	CONDUIT IN UPPER SLAB FOR EMERGENCY AND EXIT LIGHTS
⊙	OPTICAL DETECTOR
⊙	HEAT DETECTOR
⊙	MANUAL CALL POINT
⊙	ADDRESSABLE SOUNDER
⊙	FIRE ALARM CONTROL PANEL
⊙	SHORT CIRCUIT ISOLATOR
⊙	EMERGENCY EXIT LIGHT (MAINTAINED)
⊙	EMERGENCY LIGHT (NON-MAINTAINED)
⊙	EMERGENCY EXIT LIGHT (MAINTAINED)
⊙	CARRIES DLS MODULE (R3 DB PHASE REFERENCE)

Rev.	Date	By	Chk'd	Description
D	24/4/99	DM	UDAY	REVISED AS BUILT
C	7/12/98	DM	UDAY	REVISED AS BUILT
B	10.9.98	DM	UDAY	REVISED AS PER CONSULTANT'S COMMENTS DATED 30-9-98 AND AS PER ARCHITECTURAL DRAWING NO. D5108 OF REV'C DATED 19-9-98
A	20.8.98	DM	UDAY	COMPLETELY REDRAWN AS PER CIVIL DEFENCE REQUIREMENT
O	15.6.98	VISAL	PHILIP	FOR APPROVAL

Client  
**SAGRIC INTERNATIONAL PVT. LTD.**

ARCHITECT & CONSULTANT  
**JOHN R HARRIS & PARTNERS**  
DESIGN AND PLANNING CONSULTANT-ARCHITECTS  
P.O. BOX 2825 DUBAI U.A.E. TEL: DXB: 314482 FAX: BXB: 314484

MAIN CONTRACTOR  
**HIGGS & HILL LLC**  
P.O. BOX 23360 DUBAI U.A.E. TEL: DXB: 338833 FAX: BXB: 339979

CONTRACTOR  
**SCIENTECHNIC**  
ELECTRO MECHANICAL CONTRACTS DIVISION  
P.O. BOX 325 DUBAI, U.A.E. Tel : DXB - 666000 Fax: DXB - 666176

FIRE ALARM SUPPLIER  
**THORN SECURITY**  
P.O. BOX 33063, DUBAI, U.A.E. TEL: 04-497719, FAX: 04-499609

PROJECT  
**BIOSALINE AGRICULTURE CENTRE**

Title  
**GROUND FLOOR PLAN MAIN BUILDING FIRE ALARM & EMERGENCY LIGHTS LAYOUT**

SCALE:	1:125	DATE	15.10.98
DRAWN	VISAL	CHECKED	PHILIP
LAST ISSUE DATE	24/4/99	DRAWING No.	SCT/8002/E/12/1
		1 OF 1	D A1
		SHT NO.	REV NO.

AS BUILT  
DATE :- 24/4/99